



**02.08.2024**

**To,  
The Manager - Listing  
National Stock Exchange of India Ltd.  
Exchange Plaza, Bandra Kurla Complex  
Bandra (East)  
Mumbai - 400 051  
Tel No. 022-2659 8237 /38  
Symbol: DHAMPURSUG**

**The General Manager – DSC  
BSE Limited  
Phiroze Jeejeebhoy Towers,  
Dalal Street, Fort,  
Mumbai: 400001  
Tel No. 022-22722039/37/3121  
Security Code: 500119**

**Dear Sir,**

**Sub: Investor Presentation**

Please find attached herewith the Investor Presentation for the period ended 30<sup>th</sup> June, 2024.

Kindly take the information on record.

Thanking you,

**For Dhampur Sugar Mills Limited**

**Aparna Goel  
Company Secretary  
M. No. 22787**

**DHAMPUR SUGAR MILLS LTD.**

6th Floor, Max House, Okhla Phase III, Okhla Indl. Area, New Delhi - 110020  
+91-11-41259400, 41259490 | [www.dhampursugar.com](http://www.dhampursugar.com)

**CIN: L15249UP1933PLC000511**

**Regd. Office: P.O. Dhampur, Dist. Bijnor - 246761 (U.P.)**



**Dhampur Sugar Mills Ltd**  
**Financial Results: Q1-FY 25**  
**2<sup>nd</sup> Aug 2024**

## Safe Harbour Statement

This presentation is strictly confidential and may not be copied, published, distributed or transmitted. The information in this presentation is being provided by Dhampur Sugar Mills Limited (also referred to as the 'Company'). By attending the meeting where this presentation is being made or by reading the presentation materials, you agree to be bound by following limitations:

The information in this presentation has been prepared for use in a presentation by the Company for information purposes only and does not constitute, or should be regarded as, or form part of any offer, invitation, inducement or advertisement to sell or issue, or any solicitation or initiation of any offer to purchase or subscribe for, any securities of the Company in any jurisdiction, including the United States and India, nor shall it, or the fact of its distribution form the basis of, or be relied on in connection with, any investment decision or any contract or commitment to purchase or subscribe for any securities of the Company in any jurisdiction, including the United States and India. This presentation does not constitute a recommendation by the Company or any other party to sell or buy any securities of the Company.

This presentation and its contents are not and should not be construed as a prospectus or an offer document, including as defined under the Companies Act, 2013, to the extent notified and in force or an offer document under the Securities and Exchange Board of India (Issue of Capital and Disclosure Requirements) Regulations, 2009 as amended.

This presentation and its contents are strictly confidential to the recipient and should not be further distributed, re-transmitted, published or reproduced, in whole or in part, or disclosed by recipients directly or indirectly to any other person or press, for any purposes. In particular, this presentation is not for publication or distribution or release in any country where such distribution may lead to a breach of any law or regulatory requirement. No person is authorized to give any information or to make any representation not contained in or inconsistent with this presentation or and if given or made, such information or representation must not be relied upon as having been authorized by us. Receipt of this presentation constitutes an express agreement to be bound by such confidentiality and the other terms set out herein. Any failure to comply with this restriction may constitute a violation of applicable securities laws.

No representation or warranty, express or implied, is made as to, and no reliance should be placed on, the fairness, accuracy, completeness or correctness of the information or opinions contained in this presentation. Neither the Company nor any of its affiliates, advisors or representatives shall have any responsibility or liability whatsoever (for negligence or otherwise) for any loss howsoever arising from any use of this presentation or its contents or otherwise arising in connection with this presentation. The information set out herein may be subject to updating, completion, revision, verification and amendment and such information may change materially. This presentation is based on the economic, regulatory, market and other conditions as in effect on the date hereof. It should be understood that subsequent developments may affect the information contained in this presentation, which neither the Company nor its affiliates, advisors or representatives are under an obligation to update, revise or affirm.

This presentation contains forward-looking statements based on the currently held beliefs and assumptions of the management of the Company, which are expressed in good faith and, in their opinion, reasonable. Forward-looking statements involve known and unknown risks, uncertainties and other factors, which may cause the actual results, financial condition, performance, or achievements of the Company or industry results, to differ materially from the results, financial condition, performance or achievements expressed or implied by such forward-looking statements. Unless otherwise indicated, the information contained herein is preliminary and indicative and is based on management information, current plans and estimates. Industry and market-related information is obtained or derived from industry publications and other sources and has not been independently verified by us. Given these risks, uncertainties and other factors, recipients of this document are cautioned not to place undue reliance on these forward-looking statements. The Company disclaims any obligation to update these forward-looking statements to reflect future events or developments.

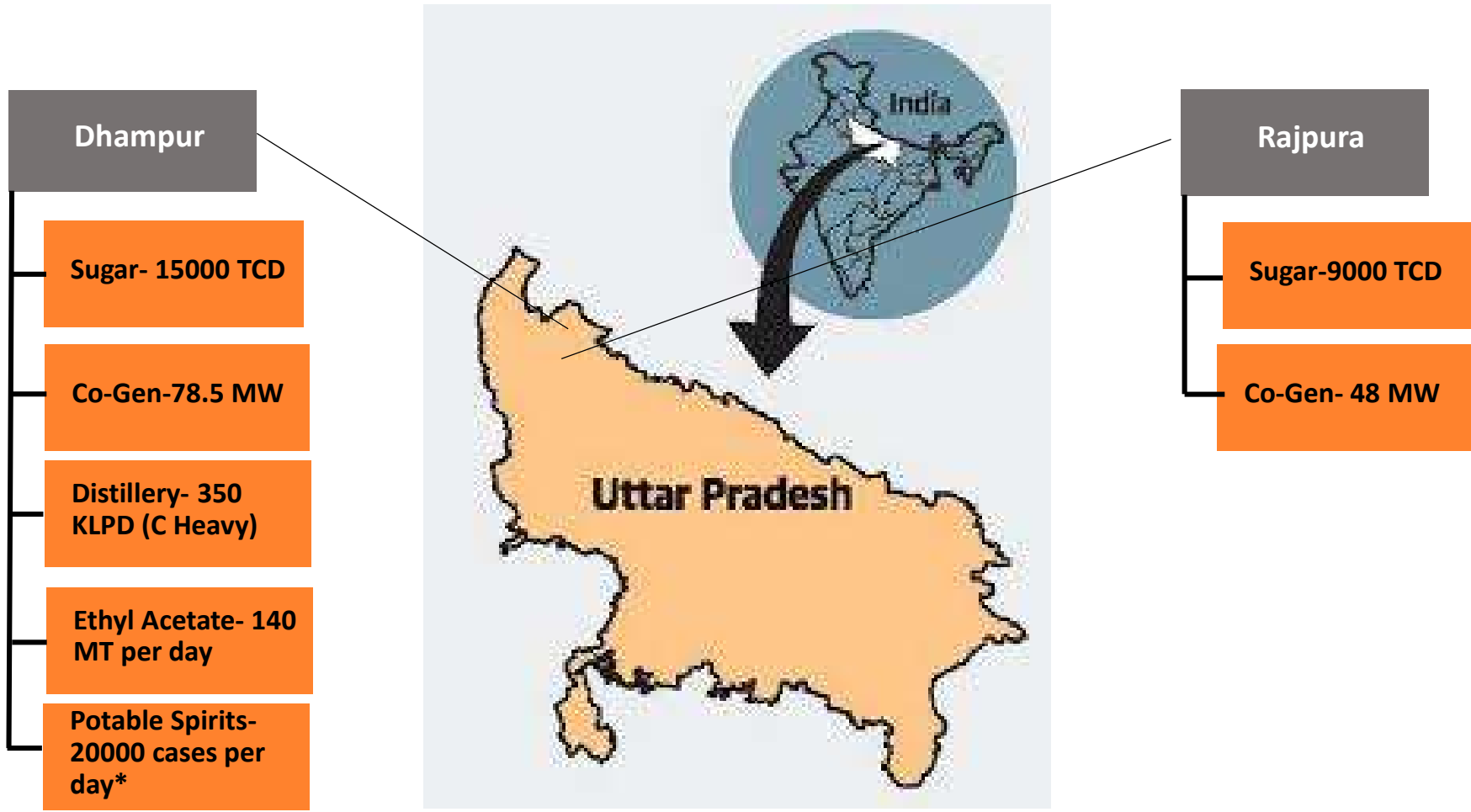
**THIS PRESENTATION IS NOT AN OFFER FOR SALE OF SECURITIES IN INDIA OR ELSEWHERE.**

<b>Content</b>	<b>Slide No.</b>
<b>Company Overview</b>	<b>4-8</b>
<b>Financial Performance</b>	<b>9-12</b>
<b>Businesswise Performance</b>	<b>13-19</b>
<b>Consolidated Financial Performance</b>	<b>20</b>
<b>Brand... <i>'Mishti by Dhampur'</i></b>	<b>21</b>

An aerial photograph of a large industrial plant, likely a refinery or chemical processing facility. The foreground is dominated by three massive, cylindrical, silver-colored storage tanks. Each tank has a flat top with a network of pipes and a set of external stairs leading to the roof. The tanks are situated on a concrete pad. In the background, the facility's complexity is evident with a dense network of pipes, structural steel frameworks, and various processing units. Several buildings with blue roofs are interspersed among the industrial structures. A tall, thin smokestack is visible in the distance. The sky is clear and blue, suggesting a bright day. A semi-transparent orange banner is overlaid across the middle of the image, containing the text 'Company Overview'.

# Company Overview

# Business Facilities



*\*Additional capacity of potable spirits of 5000 cases per day commissioned w.e.f. 2<sup>nd</sup> April 24*

## Board of Directors

**Mr. Ashok Kumar Goel, Chairman**

**Mr. Gaurav Goel, Vice Chairman and Managing Director**

**Mr. Yashwardhan Poddar, Independent Director**

**Mr. Anuj Khanna, Independent Director**

**Mr. Satpal Kumar Arora, Independent Director**

**Ms. Pallavi Khandelwal, Independent Director**

**Mr. Subhash Pandey, Whole Time Director**

## Key Milestones

**1933**

- Sugar mill established at Dhampur

**1995**

- Distillery in Dhampur with 100 KLPD

**2004**

- Increased distillery capacity to 140 KLPD

**2006**

- Raised US\$53.7mn through GDR

**2007**

- Installed multi-fuel high pressure boilers at Dhampur
- Greenfield sugar unit at Rajpura (7500TCD)
- Installed co-generation plants – Dhampur (65MW) Rajpura (12MW)

**2008**

- Expanded sugar crushing Capacities - Dhampur to 15,000 TCD, Increased Dhampur distillery capacity to 170 KLPD

**2012**

- Installed bagasse dryer at Dhampur

**2013**

- Increased distillery capacity to 200 KLPD

**2014**

- Expanded Rajpura sugar crushing capacity to 8500 TCD
- Co-generation plant at Rajpura (48MW)

**2015**

- Commissioned spent wash fire boilers

**2018**

- Commissioned Incinerator slop Boiler with 11.5 MW turbines (ZLD Compliant Distilleries)

**2019**

- Increased distillery capacity to 250 KLPD

**2020**

- Installed CPU for Zero Liquid Discharge

**2021**

- Demerger

**2023**

- Increased distillery capacity to 350 KLPD
- Commissioned 100 KLPD Grain based distillery
- Increased Rajpura sugar crushing capacity to 9000 TCD.

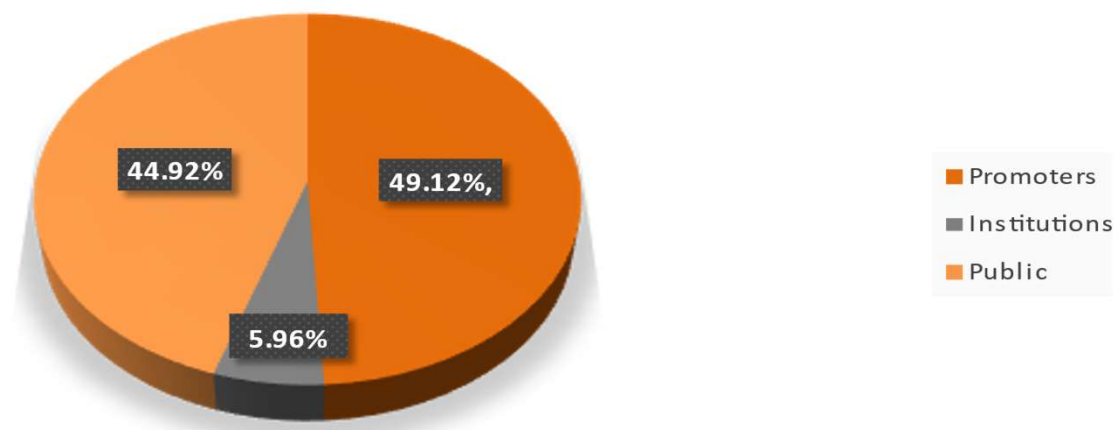
**2024**

- First Ever Buyback of Equity Shares
- Commissioned *one tetra pack machine for potable spirits (5000 cases per day)*



## Shareholding Pattern

30<sup>th</sup> June 2024



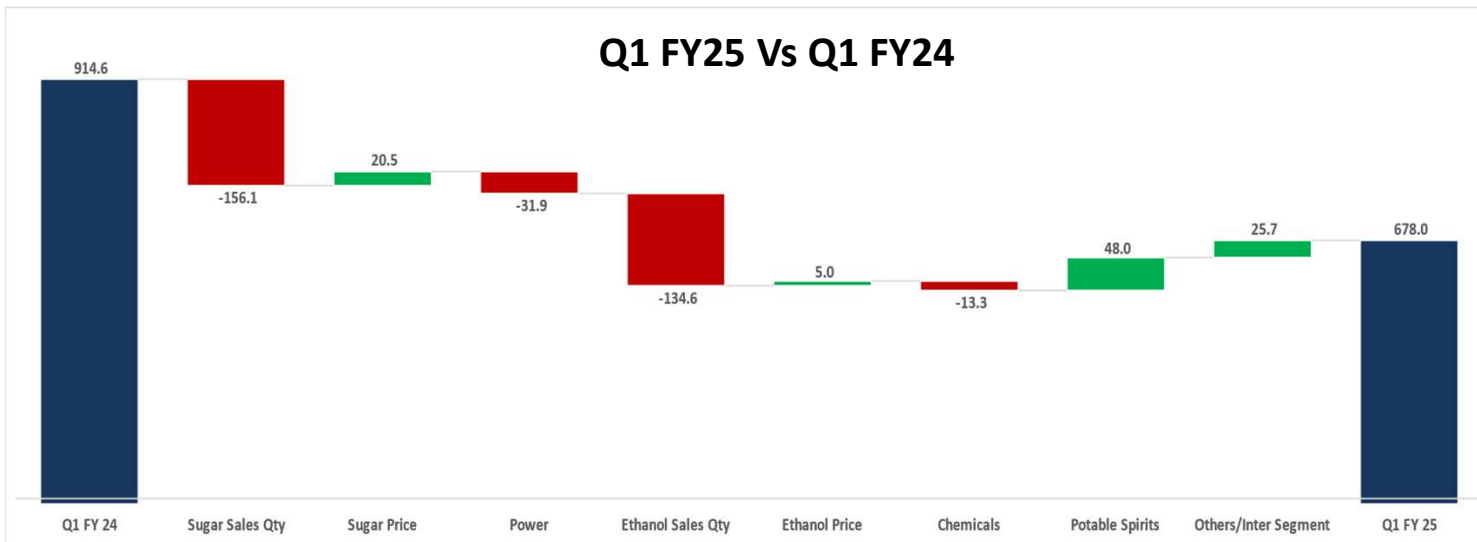
## Credit Rating –India Ratings & Research (Fitch Group)

Instrument Type	Rating/Outlook
Issuer Rating	IND AA-/Stable
Term Loan	IND AA-/Stable
Working Capital Limits	IND A+/Stable
Fixed Deposits	IND AA-/Stable

# Financial Performance



## Revenue from Operations



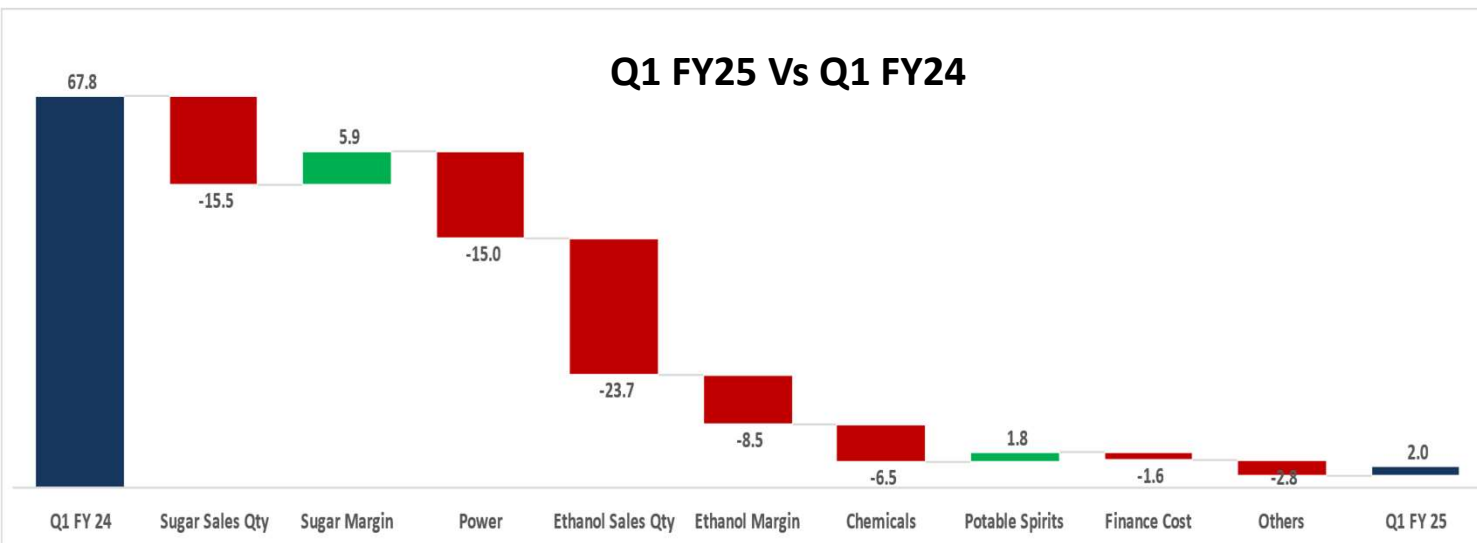
Major reasons for revenue drop :

- Lower sugar sales volume Q1FY25 : 0.79 lakh tons. Partly offset by higher sugar realization Q1FY25 : Rs. 38967/ton vs Q1 FY24 Rs. 36387/ton.

- Lower ethanol sales volume Q1FY25 145.12 lakh BL vs Q1FY24 357.45 lakh BL mainly due to ban of use of sugar cane syrup/BH molasses and lower cane crush.

- Lower power export caused by early closure of sugar season as a result of lower cane crush.

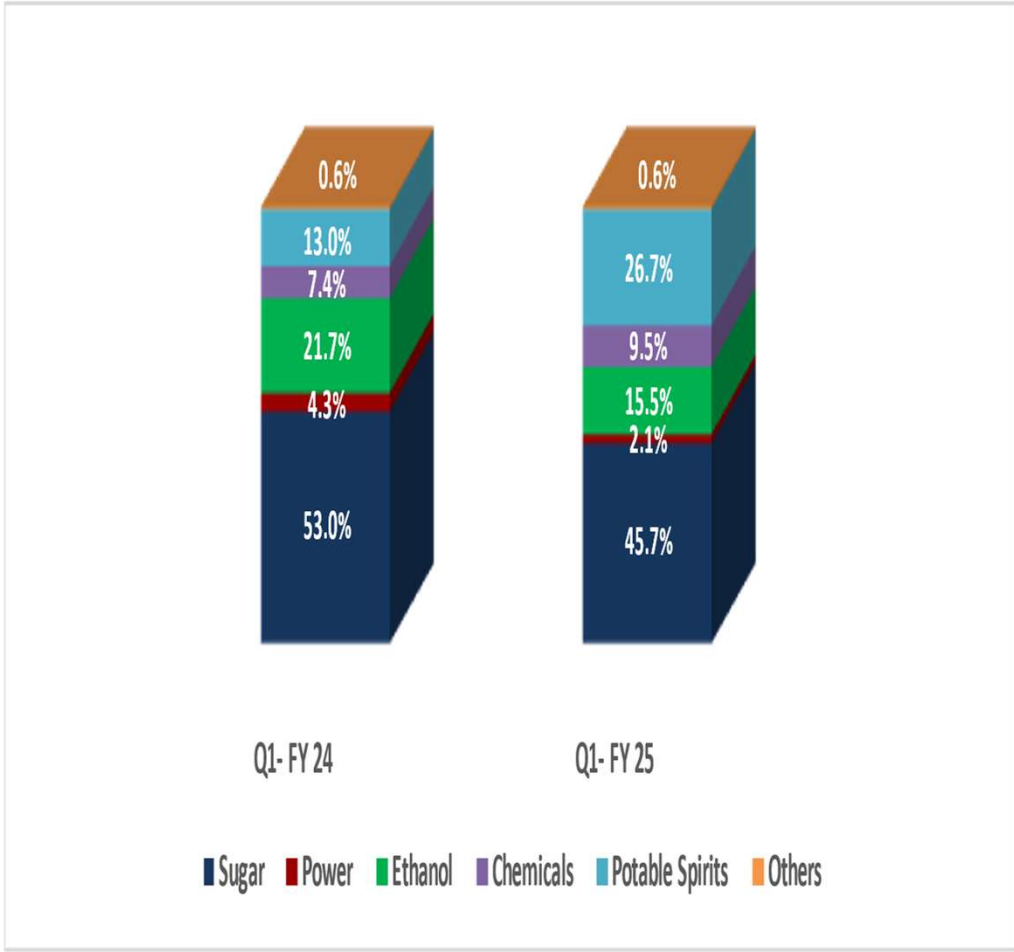
## Profit Before Tax



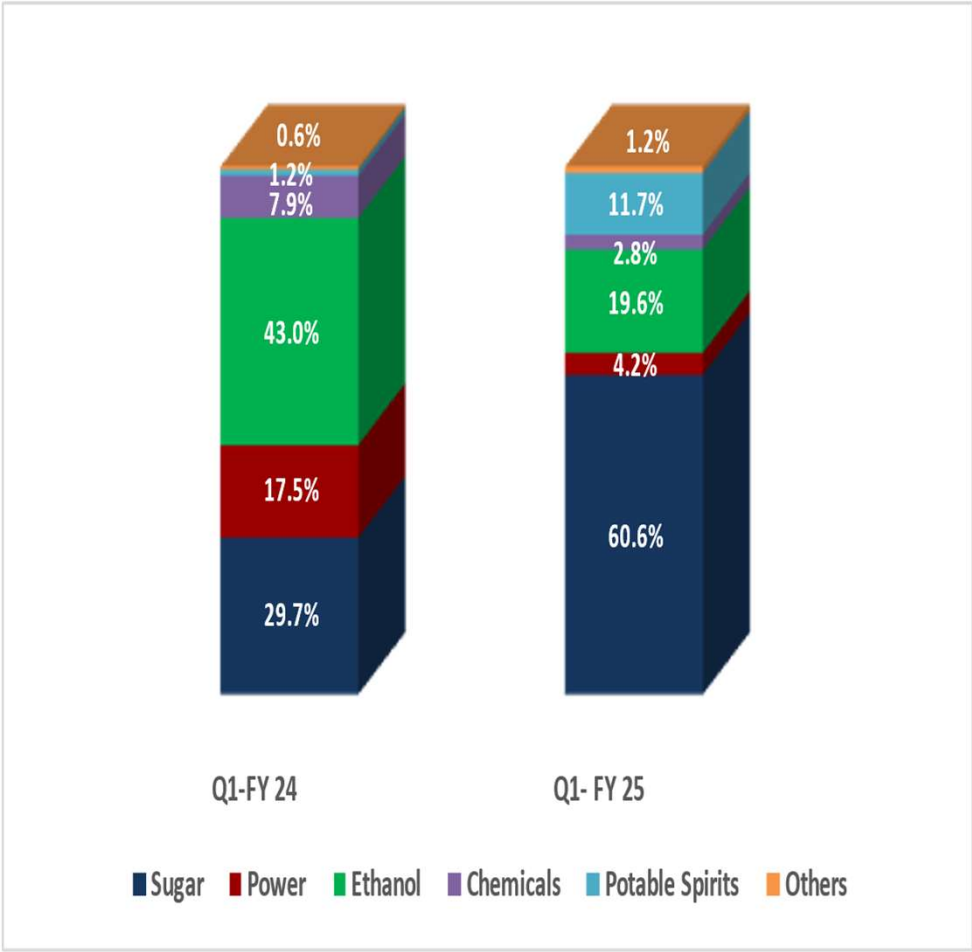
Increase Decrease Total

Amount in Rs. Crore

## Businesswise Revenue Mix (%)



## Businesswise EBIT Mix (%)



Drop in sugar sales quantity in Q1 FY 25 resulted in lower revenue share from sugar business vis a vis Q1 FY 24.

Drop in ethanol sales quantity on account of no syrup/BH in Q1 FY 25 resulted in lower revenue/EBIT share from ethanol business vis a vis Q1 FY 24.

## Standalone Financial Performance

*Amount in Rs. Crore*

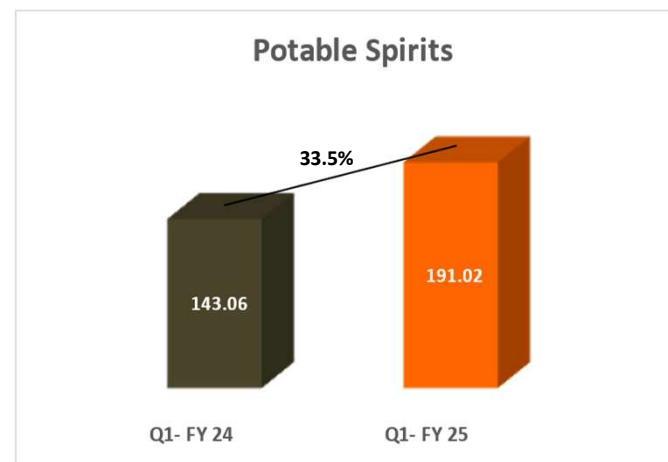
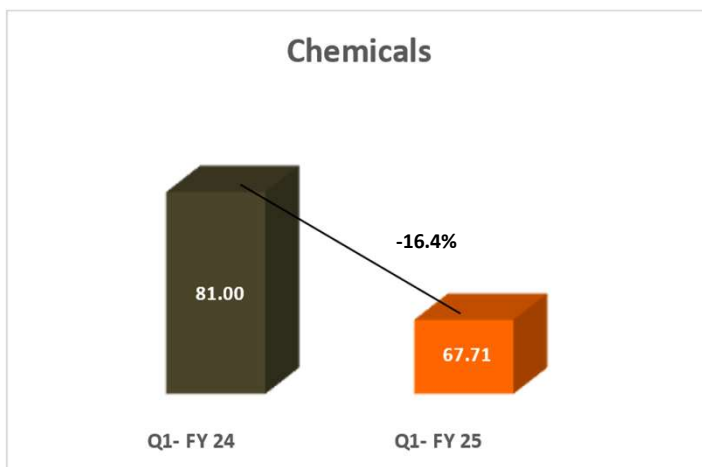
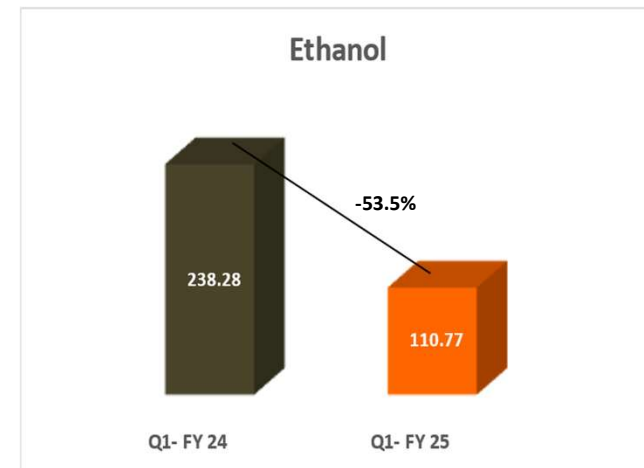
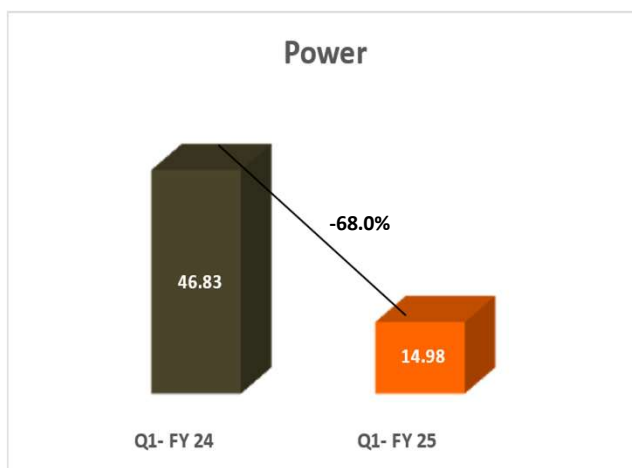
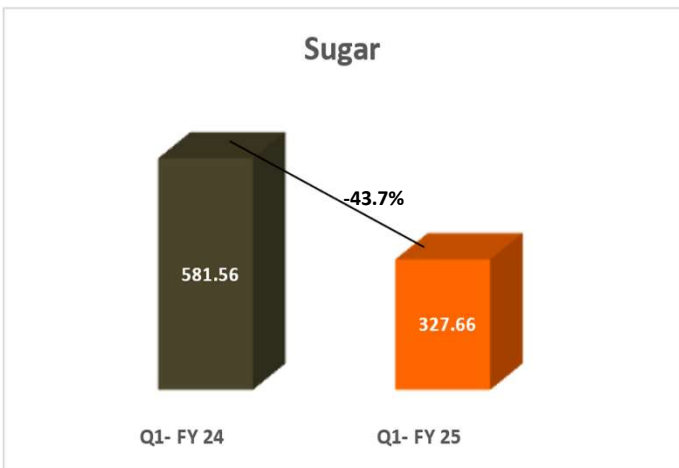
FY 24	Particulars	Q1 FY 25	Q1 FY 24	% Change
2644.1	Revenue from Operations	677.9	914.6	-25.9
291.8	EBITDA	31.0	95.5	-67.5
11.0	EBITDA (%)	4.6	10.4	
190.5	PBT	2.0	67.8	-97.1
7.2	PBT (%)	0.3	7.4	
132.9	PAT	1.3	45.2	-97.1
5.0	PAT(%)	0.2	4.9	
216.3	Cash Profit	15.1	69.5	-78.3
20.1	EPS (₹/Share)	0.2	6.8	-97.1

*Revenue from operations is lower in the quarter ended June 24 vs comparable quarter mainly on account of lower sugar sales volume (Q1FY25 0.79 lakh tons vs Q1FY24 1.22 lakh tons) and lower ethanol sales volume (Q1FY25 145.12 lakh BL vs Q1FY24 357.45 lakh BL).*



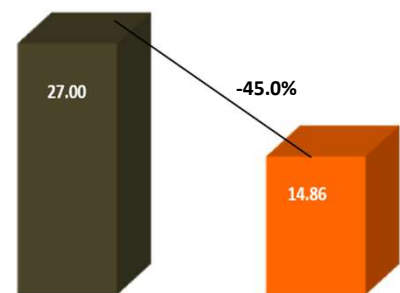
**Businesswise Performance**

# Businesswise Revenue



# Businesswise EBIT

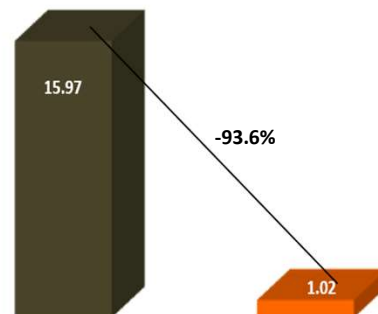
### Sugar



Q1- FY 24

Q1- FY 25

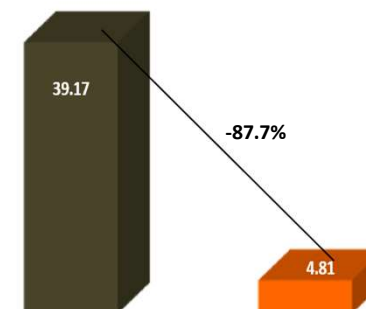
### Power



Q1- FY 24

Q1- FY 25

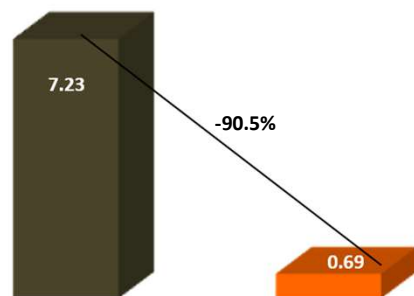
### Ethanol



Q1- FY 24

Q1- FY 25

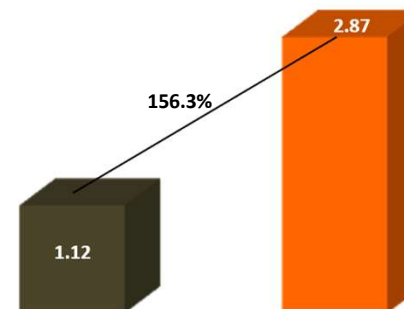
### Chemicals



Q1- FY 24

Q1- FY 25

### Potable Spirits



Q1- FY 24

Q1- FY 25



## Sugar Business

FY 24	Particulars	Q1 FY25	Q1 FY24
36.69	Cane Crushed*	0.40	7.45
11.57	Gross Recovery (%)	10.77	12.39
3.51	Production-Sugar*	0.04	0.51
2.58	Sales-Sugar*	0.79	1.22
2.10	Inventory –Sugar*	1.37	0.48
37359	Realisation-White Sugar#	38967	36387

*Sugar inventory is valued at Rs. 34950/ton as on 30<sup>th</sup> June 24.*

*\*Quantity in lakh tons*

*# Realisation in Rs/ton*

## Power Business

FY 24	Particulars	Q1 FY25	Q1 FY24
40.66	Generation*	1.75	8.49
18.07	Export*	0.30	3.29
3.59	Realization#	3.46	3.49

*\*Quantity in crore units*

*#Realization in Rs/unit.*

## Ethanol Business

*Lakh BL*

FY 24	Particulars	Q1 FY25	Q1 FY24
668.51	Production- B heavy	27.20	123.78
73.63	- C heavy	7.02	-
275.98	- Syrup*	-	211.52
171.67	- Grain/Maize	86.33	-
1189.78	<b>Total</b>	<b>120.55</b>	<b>335.30</b>
668.30	Sales- B heavy	27.19	105.89
61.71	- C heavy	18.85	-
344.48	- Syrup	-	251.56
157.38	- Grain/Maize	99.08	-
1231.87	<b>Total</b>	<b>145.12</b>	<b>357.45</b>

*Rs/BL*

FY 24	Particulars	Q1 FY25	Q1 FY24
60.07	Realisation- B heavy	59.56	60.14
55.58	- C heavy	55.13	-
64.77	- Syrup	-	64.76
67.17	- Grain/Maize	71.09	-
62.07	<b>Average Realisation</b>	<b>66.86</b>	<b>63.39</b>

*B heavy/Syrup/Grain denotes ethanol produced from respective feedstock.*

*\* Ethanol production from sugarcane syrup/juice discontinued as per government order.*

## Chemicals Business

*Quantity in lakh kg*

<b>FY 24</b>	<b>Particulars</b>	<b>Q1 FY25</b>	<b>Q1 FY24</b>
<b>327.21</b>	<b>Production</b>	<b>92.76</b>	<b>101.85</b>
<b>323.32</b>	<b>Sales</b>	<b>95.02</b>	<b>101.78</b>

## Potable Spirits Business

*Quantity in lakh cases*

<b>FY 24</b>	<b>Particulars</b>	<b>Q1 FY25</b>	<b>Q1 FY24</b>
<b>22.42</b>	<b>Production</b>	<b>8.06</b>	<b>6.20</b>
<b>22.38</b>	<b>Sales</b>	<b>7.87</b>	<b>5.95</b>

## Businesswise Financials

*Amount in Rs. Crore*

FY 24	Particulars	Q1 FY25	Q1 FY24	Variance %
	<b>Sugar</b>			
<b>1433.0</b>	- Revenue	<b>327.7</b>	<b>581.6</b>	<b>-43.7</b>
<b>27.8</b>	- EBIT	<b>14.9</b>	<b>27.0</b>	<b>-44.8</b>
	<b>Power</b>			
<b>225.6</b>	- Revenue	<b>14.9</b>	<b>46.8</b>	<b>-68.2</b>
<b>84.8</b>	- EBIT	<b>1.0</b>	<b>16.0</b>	<b>-93.8</b>
	<b>Ethanol</b>			
<b>812.2</b>	- Revenue	<b>110.8</b>	<b>238.3</b>	<b>-53.5</b>
<b>124.0</b>	- EBIT	<b>4.8</b>	<b>39.2</b>	<b>-87.8</b>
	<b>Chemicals</b>			
<b>259.9</b>	- Revenue	<b>67.7</b>	<b>81.0</b>	<b>-16.4</b>
<b>13.2</b>	- EBIT	<b>0.7</b>	<b>7.2</b>	<b>-90.3</b>
	<b>Potable Spirits</b>			
<b>539.5</b>	- Revenue	<b>191.0</b>	<b>143.1</b>	<b>33.5</b>
<b>6.6</b>	- EBIT	<b>2.9</b>	<b>1.1</b>	<b>163.6</b>

## Consolidated Financial Performance

Amount in Rs. Crore

FY 24	Particulars	Q1 FY 25	Q1 FY 24	% Change
2646.8	Revenue from Operations	678.2	915.1	-25.9
293.4	EBITDA	31.3	95.7	-67.3
11.1	EBITDA (%)	4.6	10.5	
192.1	PBT	2.2	68.0	-96.8
7.3	PBT (%)	0.3	7.4	
134.5	PAT	1.6	45.4	-96.5
5.1	PAT(%)	0.2	5.0	
218.0	Cash Profit	15.4	69.7	-77.9
20.3	EPS (₹/Share)	0.2	6.8	-97.1

*Revenue from operations is lower in the quarter ended June 24 vs comparable quarter mainly on account of lower sugar sales volume (Q1FY25 0.79 lakh tons vs Q1FY24 1.22 lakh tons) and lower ethanol sales volume (Q1FY25 145.12 lakh BL vs Q1FY24 357.45 lakh BL).*

*Sugar being a seasonal industry, the quarter's performance may not be representative of the Company's annual performance.* 20

*Mishti by Dhampur*



# Thank You

For further information, please contact :

**Dhampur Sugar Mills Ltd. 6th Floor, Max House, Okhla Industrial Estate, Phase III**

**New Delhi – 110020, Telephone : +91-11-41259400**

**Email: [investordesk@dhampursugar.com](mailto:investordesk@dhampursugar.com), Website: [www.dhampursugar.com](http://www.dhampursugar.com)**